







I. Presentations of equipments used in this study

	
Scanning Electron Microscopy (SEM) apparatus at LM2GC	Deformation data acquisition unit
	
Vacuum water porosity meter	Equipment of Hot-Disk TPS 1500, probes and sample fixtures
	
Cembureau gas permeability test set-up	The semi-automatic polishing machine used

II. II. Presentation of some images of curing of concrete samples



The storage curing of specimens for 90-day tests



The storage curing of specimens for 7, 21- and 28-day tests